

322242 ✓ ACTIVE

SOLISTRAND

TE Internal #: 322242

Ring Terminals & Spade Terminals, Ring Tongue, 12 – 10 AWG

Wire Size, 3 – 6 mm² Wire Size, 5180 – 13100 CMA Wire Size, Stud

Size 3/8

[View on TE.com >](#)



Terminals & Splices > Ring Terminals & Spade Terminals



Ring & Spade Terminal Type: **Ring Tongue**

Wire Size: **5180 – 13100 CMA**

Stud Size: **3/8**

Features

Product Type Features

Shape Description	RING-048
Stud Size	3/8
Sealable	No
Wire Insulation Support Retention Type	Insulation Support

Configuration Features

Number of Holes	2
Terminal Angle	180 °

Body Features

Weight per Piece	3.417 g
------------------	---------

Contact Features

Ring & Spade Terminal Type	Ring Tongue
Barrel Type	Closed
Terminal Orientation	Offset
Terminal Plating Material	Tin

Mechanical Attachment



Wire Insulation Support	Without
-------------------------	---------

Dimensions

Wire Size	5180 – 13100 CMA
Stud Diameter	9.53 mm[.375 in]
Tongue Thickness	.79 mm[.031 in]
Overall Product Length	32.28 mm[1.271 in]
Barrel Inside Diameter	3.28 mm[.129 in]

Usage Conditions

Insulation Option	Uninsulated
Operating Temperature Range	170 °C[338 °F]

Operation/Application

Compatible With Wire Base Material	Copper
Compatible With Wire Plating Material	Tin
Heavy Duty	No

Industry Standards

Government Qualified	No
----------------------	----

Packaging Features

Packaging Quantity	500
Packaging Method	Loose Piece

Product Compliance






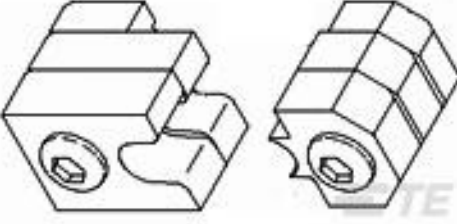


[For compliance documentation, visit the product page on TE.com>](#)

EU RoHS Directive 2011/65/EU	Compliant
EU ELV Directive 2000/53/EC	Compliant
China RoHS 2 Directive MIIT Order No 32, 2016	No Restricted Materials Above Threshold
EU REACH Regulation (EC) No. 1907/2006	Current ECHA Candidate List: JUNE 2022 (224) Candidate List Declared Against: JUNE 2022 (224) Does not contain REACH SVHC
Halogen Content	Low Halogen - Br, Cl, F, I < 900 ppm per homogenous material. Also BFR/CFR/PVC Free
Solder Process Capability	Not applicable for solder process capability

Product Compliance Disclaimer

This information is provided based on reasonable inquiry of our suppliers and represents our current actual knowledge based on the information they provided. This information is subject to change. The part numbers that TE has identified as EU RoHS compliant have a maximum concentration of 0.1% by weight in homogenous materials for lead, hexavalent chromium, mercury, PBB, PBDE, DBP, BBP, DEHP, DIBP, and 0.01% for cadmium, or qualify for an exemption to these limits as defined in the Annexes of Directive 2011/65/EU (RoHS2). Finished electrical and electronic equipment products will be CE marked as required by Directive 2011/65/EU. Components may not be CE marked. Additionally, the part numbers that TE has identified as EU ELV compliant have a maximum concentration of 0.1% by weight in homogenous materials for lead, hexavalent chromium, and mercury, and 0.01% for cadmium, or qualify for an exemption to these limits as defined in the Annexes of Directive 2000/53/EC (ELV). Regarding the REACH Regulation, the information TE provides on SVHC in articles for this part number is based on the latest European Chemicals Agency (ECHA) 'Guidance on requirements for substances in articles' posted at this URL: <https://echa.europa.eu/guidance-documents/guidance-on-reach>

Compatible Parts

 <p>TE Part # 58545-1 SOLISTRAND 10-22 DIE ASSY</p>	 <p>TE Part # 49935 DAHT SOLIS 22-10 ASSY</p>	 <p>TE Part # 58546-1 PC 22-10 SOLISSPICE SPL I SHT</p>	 <p>TE Part # 525693 DAHT SOLIS 22-10 ASSY</p>
 <p>TE Part # 58545-3 SDE DIE ASSY. 22-10 SOLISTRAND</p>	 <p>TE Part # 47814 DIES SOLIS 12-10 DIE SET</p>	 <p>TE Part # 539662-2 MATR SOLISTR 0,3-6,</p>	 <p>TE Part # 169400 CERTI-LOK FRAME W/O DIES</p>

Documents

Product Drawings

[TERMINAL,SOLIS R 12-10 3/8](#)

English

CAD Files

[3D PDF](#)

3D

Customer View Model

[ENG_CVM_CVM_322242_U.2d_dxf.zip](#)

English

Customer View Model

[ENG_CVM_CVM_322242_U.3d_igs.zip](#)

English

Customer View Model



[ENG_CVM_CVM_322242_U.3d_stp.zip](#)

English

Customer View Model

[ENG_CVM_322242_H.3d_igs.zip](#)

English

Customer View Model

[ENG_CVM_322242_H.3d_stp.zip](#)

English

Customer View Model

[ENG_CVM_322242_H.2d_dxf.zip](#)

English

3D PDF

English

By downloading the CAD file I accept and agree to the [Terms and Conditions](#) of use.

Agency Approvals

UL Report

English

UL Report

English